

UCS(GUARD)..S

zone 1	zone 2	Ex de II	II2GD	-40°C	T4 (130°C)	-20°C	T6 (80°C)
zone 21	zone 22	Ex e [ia] IIC	II2(1)GD	+80°C		+40°C	
		Ex ia IIC	II2GD			-40°C	T5 (95°C)
			IP66			+60°C	



EMERGENCY PUSH BUTTON WITH GUARD OF PROTECTION

PULSANTE DI EMERGENZA CON GUARDIA DI PROTEZIONE

Caratteristiche:	<p>Pulsante d'allarme antincendio UCS(G)...-S, SS316 con guardia di protezione, ATEX (Exde).</p> <p>Modi di funzionamento da definire in sede di ordine:</p> <ul style="list-style-type: none"> - Pulsante di emergenza premi (ritorno a molla) - Pulsante di emergenza con aggancio sblocco a trazione - Pulsante di emergenza con aggancio sblocco a rotazione - Pulsante di emergenza con aggancio sgancio a chiave
Features:	<p>Fire alarm station UCS(G)...-S, SS316 with guard of protection, ATEX (Exde).</p> <p>Modes of operation to be defined on order:</p> <ul style="list-style-type: none"> - Emergency push button push (spring return) - Stay put emergency push button pull to release - Stay put emergency push button rotating to release - Stay put emergency push button key released

FUNZIONAMENTO PULSANTE EMERGENZA OPERATION EMERGENCY PUSH BUTTON	CODICE CODE
ritorno a molla spring return	LM
aggancio sblocco a trazione pull to release	LT
aggancio sblocco a rotazione rotating to release	LR
aggancio sgancio a chiave key to released	LK

Features of the Contact 10 A Caratteristiche dei contatti 10 A

I_{th} = 10 A; U_i = 415 V
AC
 U_e = 380 V; I_e = 1,9 A or
 U_e = 240 V; I_e = 3 A or
 U_e = 120 V; I_e = 6 A
DC
 U_e = 250 V; I_e = 0,27 A or
 U_e = 125 V; I_e = 0,55 A or
 U_e = 24 V; I_e = 2,87 A




Specifica tecnica - Technical specification

Materiale Material	Acc. Inox Stainless steel 316
Dimensioni Dimension	110x110x100mm (alternative dimension 160x100x100 200x100x100)
Colore Color	Rosso (altri colori a richiesta) Red (other color on request)
Imbocchi Cable entries	1 gland M20 std execution on request: 1 gland M25 - 2 gland M20 or M25

Contatti manuali Manual contact

UCS(S)...-21A	1 NO
UCS(S)...-22A	1 NC
UCS(S)...-25A	1 NC + 1 NO
UCS(S)...-27A	2 NC
UCS(S)...-29A	2 NO
UCS(S)...-30A	1 NO + 2 NC
UCS(S)...-31A	2 NO + 1 NC
UCS(S)...-32A	3 NC
UCS(S)...-33A	3 NO




ALTRE ESECUZIONI SPECIALI A RICHIESTA OTHER SPECIAL EXECUTION ON REQUEST

ESEMPIO - EXAMPLE
 Dimensione alternativa (160x100x100 200x100x100)
 con LED e/o EOL e/o MORSETTIERA e/o SUNSHADE
 Alternative dimension (160x100x100 200x100x100)
 with LED and/or EOL and/or TERMINAL and or SUNSHADE



LED LIGHT



SUNSHADE

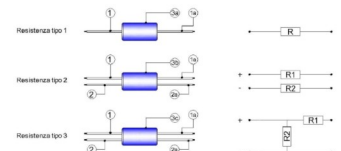


EOL RESISTOR

LED PILOT LIGHT

LED LIGHTS
 24V to 254 V AC/DC
 2 to 10 mA

(W) WHITE	(G) GREEN
(R) RED	(Y) YELLOW
(B) BLUE	



**EOL
 (CBR) RESISTOR
 (CBD) DIODE
 SERIES or PARALLEL**
 12—240V AC/DC
 MAX 4W (to be defined)